

LITTLE STAR

# SUMMER ASSIGNMENT 2026

NURSERY



**LITTLE STAR**

(Run & Managed By SAKSHAM)

Kanchanpur Hazaribagh

**DEVELOPED AND DESIGNED BY: SAKSHAM (RESEARCH AND EDUCATION TEAM)**



Before going through assignment please read the following instruction

- ✚ Don't tear off Assignment pages
- ✚ Always use dark pencil for writing
- ✚ Don't overwrite in Assignment pages
- ✚ Assignment should be submitted after summer vacation and only when it is in good condition
- ✚ Don't use pen
- ✚ Kindly parents help their children for completing their assignment
- ✚ Parents look after the assignment for tearing off

LITTLE STAR

NAME:

FATHER'S NAME

MOTHER'S NAME

ADDRESS





# TRACING ASSIGNMENT

1. Trace the following Straight Lines

Tracing practice area consisting of 10 rows of vertical dashed lines. A large, light gray watermark reading 'LITTLE STAR' is diagonally overlaid across the center of the page.



**2. Trace the following Forward Slant lines**

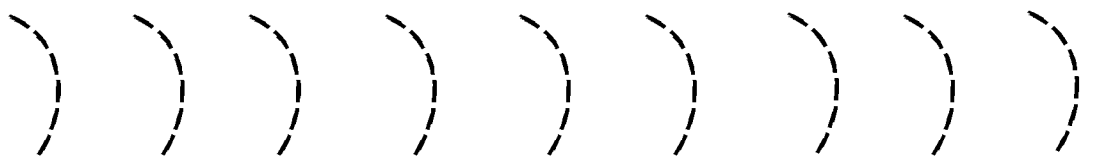
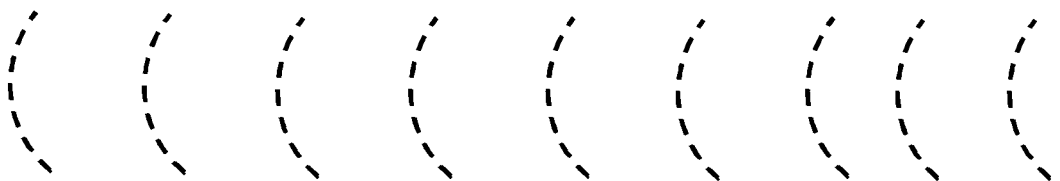
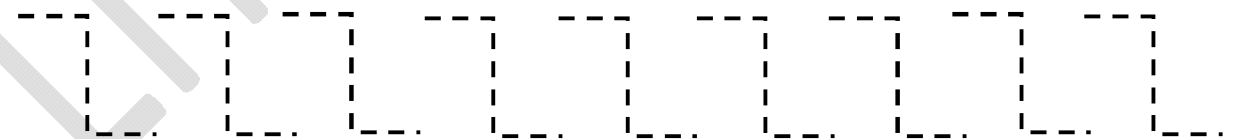
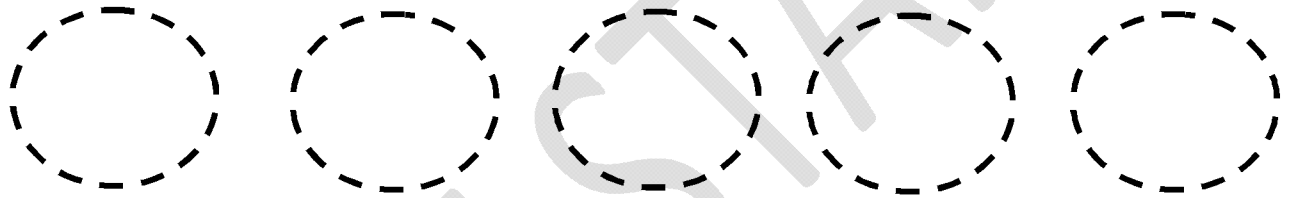
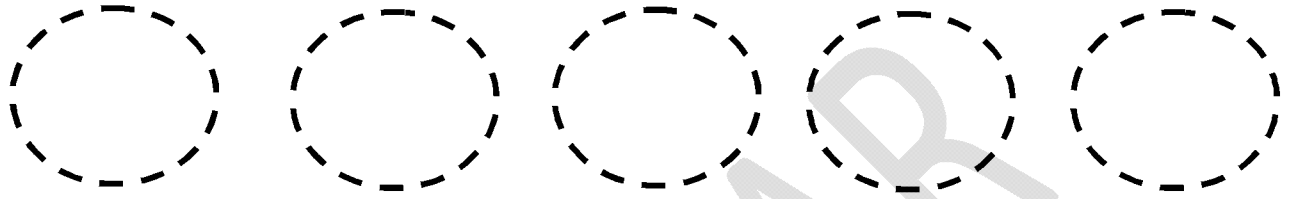
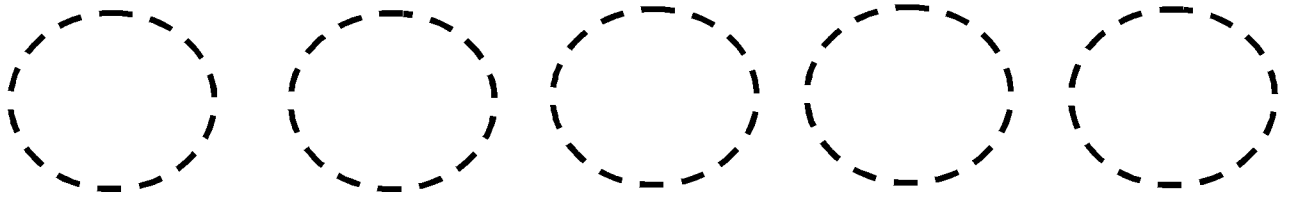
Tracing practice for forward slant lines. The page contains four rows of dashed lines slanting downwards from left to right. A large, faint watermark reading 'STARS' is visible across the center of the page.

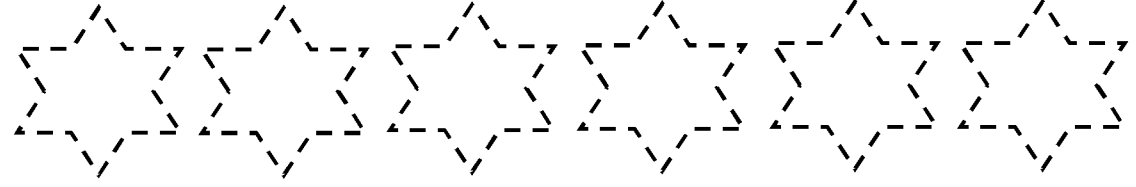
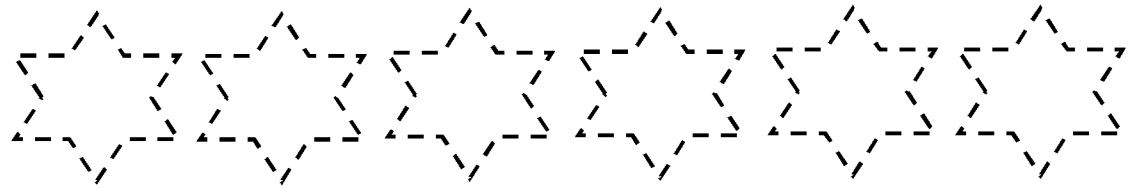
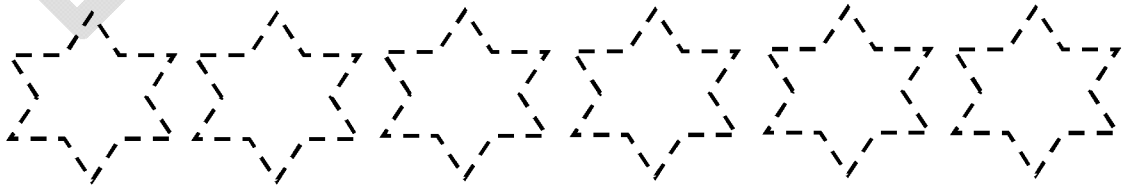
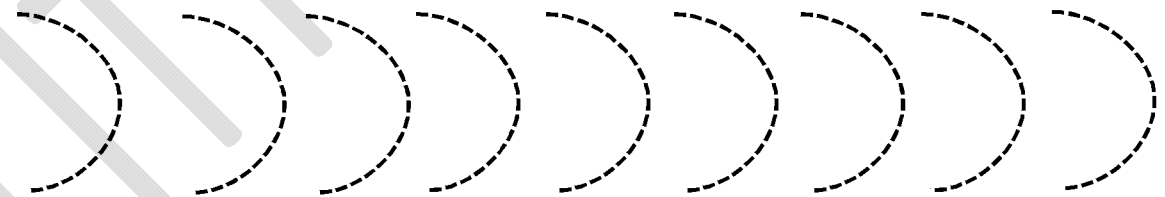
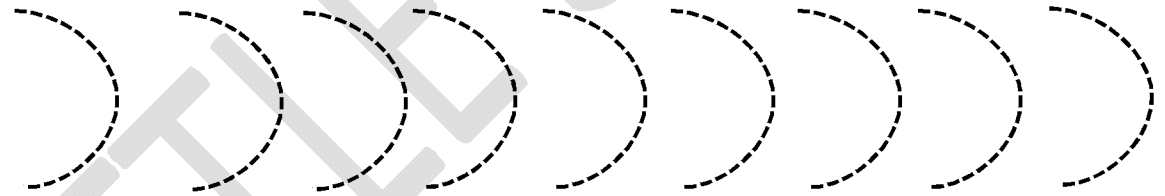
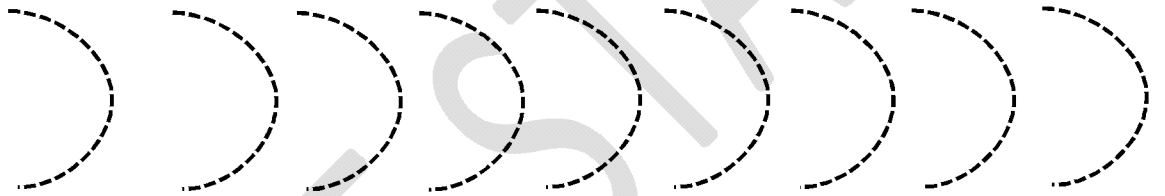
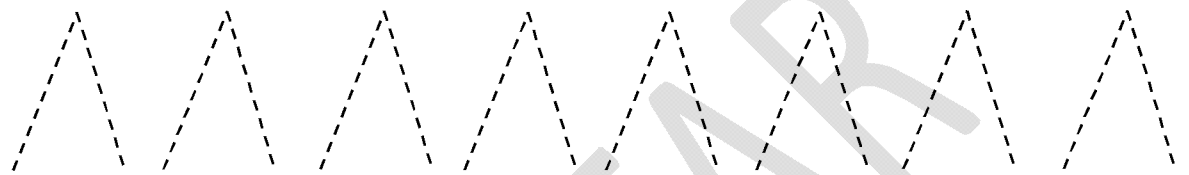
**3. Trace the following Backward Slant lines**

Tracing practice for backward slant lines. The page contains three rows of dashed lines slanting downwards from right to left. A large, faint watermark reading 'STARS' is visible across the center of the page.



4. Trace the following Backward Slant lines







## ENGLISH ASSIGNMENT

1. Write A to Z in capital Letter.

Blank handwriting lines for writing the capital letter A.

Blank handwriting lines for writing the capital letter B.

Blank handwriting lines for writing the capital letter C.

Blank handwriting lines for writing the capital letter D.

Blank handwriting lines for writing the capital letter E.

2. Write A to D words

**A**

**B**

**C**

**D**



### 3. MATCH THE COLUMN

A

B

C

D

E

F

G

F

D

E

G

A

C

B

### 3. FILL IN THE BLANKS

A C E G I K M O Q S U W Y 

### 4. CIRCLE THE WORD START WITH LETTER

A - BIRD

AXE

BALLOON

B - BALL

AEROPLANE

ANT

C - CAKE

DOG

CAT

D - CROW

DOG

DOLL



5. Find the letter and colour it.

A - B D G A

C - B E C D

E - A E G A

I - A I C D


K - I K J L

N - M N I C

O - M O I P



6. CIRCLE THE CORRECT BEGINNING LETTER FOR EACH PICTURE.




E C F



F A C



A C E



C D B



B C F



D A C



## MATH ASSIGNMENT


1. Write counting from 1 to 50


2. Write the missing numbers.


	<u>2</u>			<u>5</u>		<u>7</u>	<u>8</u>		
	<u>12</u>	<u>13</u>			<u>16</u>		<u>18</u>		
<u>21</u>				<u>25</u>	<u>26</u>	<u>27</u>			<u>30</u>
	<u>32</u>			<u>35</u>	<u>36</u>			<u>39</u>	
	<u>42</u>	<u>43</u>				<u>47</u>			<u>50</u>



3. Count and write the number.



4. MATCH THE COLUMN WITH PROPER NUMBER



3

2

1

6

5

4

7

**5. WHAT COMES AFTER**

8	
5	
10	
15	

6	
12	
2	
9	

14	
18	
21	
1	

**6. WHAT COMES IN BETWEEN**6  810  1115  177  912  143  511  1318  204  6**7. What comes before** 8 11 17 9 14 5 13 20 6 29 24 48 39 26 15



**8. Match the following numbers**

**16**

**9**

**15**

**26**

**9**

**15**

**6**

**6**

**26**

**16**

LITTLE STAR



1. क से ज्ञ तक लिखे

---

---

---

---

---

---

---

---

---

---

2. रिक्त स्थान को भरे

क		ग	
च			झ
	ठ		ड
त		द	
	फ		भ
य		ल	
	स		त्र

---

---

---

चित्रों के साथ अक्षरों का मिलान कीजिए



म  
ग  
प  
छ  
स



3. चित्र पहचानकर नाम के पहले अक्षर पर गोला ( ○ ) बनाओ

 <p>प ल क</p>	 <p>द न स</p>	 <p>त्र उ ज्ञ</p>
 <p>अ ब ई</p>	 <p>क ह ड़</p>	 <p>उ ल द</p>
 <p>प इ स</p>	 <p>ऊ म अ</p>	 <p>द उ ज्ञ</p>

4. अ से अः तक लिखे

---

---

---

---

5. बाद वाले अक्षरो को लिखिए

थ \_\_\_\_\_  
फ \_\_\_\_\_  
स \_\_\_\_\_

घ \_\_\_\_\_  
झ \_\_\_\_\_  
न \_\_\_\_\_



6. पहले वाले अक्षरो को लिखिए

थ
फ
स

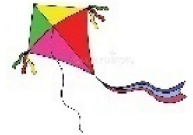
घ
झ
न

7. बीच वाले अक्षरो को लिखिए

प	ब
त	द
च	ज

घ	च
ट	ढ
य	ल

8. चित्रों को पहचानकर उनका पहला अक्षर लिखे



## ENGLISH & HINDI ORAL ASSIGNMENT

1. Learn any one poem from your poem book
2. Read Apple to Zebra from your English book
3. हिन्दी पोयम किताब से एक कविता याद कीजिए
4. हिन्दी की किताब से कमल से ज्ञानी पढ़ाये
5. स्वर अक्षर पुस्तक से अ से अः तक पढ़े ।



## DRAWING ASSIGNMENT

1. Colour this ball

